

Public Document Pack

Tariq Soomaaroo
Governance & Scrutiny Team
Direct: 020 8379 1872
or Ext 1872

E-mail: tariq.soomaaroo@enfield.gov.uk

SAFER NEIGHBOURHOOD BOARD

**Wednesday, 18th July, 2018 at 7.00 pm in the Room 1, Civic Centre,
Silver Street, Enfield, EN1 3XA**

Membership:

(Please see attached list)

AGENDA – PART 1

1. WELCOME AND INTRODUCTIONS

2. APOLOGIES FOR ABSENCE

3. CHAIRS FEEDBACK

4. MINUTES OF THE PREVIOUS MEETING (Pages 1 - 6)

To approve the minutes of the meeting on 28 March 2018.

**5. ENFIELD SAFEGUARDING ADULTS STRATEGY CONSULTATION
(Pages 7 - 30)**

To receive a presentation from Bharat Ayer (Development Manager)

6. EXAMINATION OF CRIME STATISTICS (Pages 31 - 54)

Examination of crime statistics received including:

- a) Recorded Crime
- b) Anti-Social Behaviour (ASB)
- c) Public confidence & Victim Satisfaction
- d) Complaints against Borough Officers/Staff
- e) Stop and Search
- f) Taser Deployment

7. TARGET ESTABLISHMENT

To receive an update from Met Police.

8. UPDATE ON CURRENT POLICE OPERATIONS

To receive an update from Met Police.

9. ANY OTHER BUSINESS

10. DATES OF FUTURE MEETINGS

Dates of next SNB Meeting will be on 10th October 2018.

Members of Safer Neighbourhood Board

*SNB Chair – Tim Fellows

CAPE Chairs

- *Alok Agrawal – SNB Secretary
- *Harry Landsman –SNB Vice-Chair
- *Janet Marshall –SNB Vice-Chair
- *Sheila Stacey - SNB Treasurer
- *Glenn Breslin
- *Pat Jackson
- *Eddie Fraser
- *Carol Shuttle

*Adrian Bishop-Laggett (FERAA)

*Vicky Dungate (Enfield Racial Equality Council)

*Tracey Anang (Disability Representative)

**Vacancy* (Business Representative)

*Leena Parkar (PEP Member) Parent Champion

*(EYP Representatives)

*Rasheed Sadegh-Zadeh (Independent Advisory Group (IAG))

Vicky Dungate (Stop and Search Community Monitoring Group)

Lorna Logan (Independent Custody Visitors Panel (ICV))

Kelly Brown (Victim Support Representative)

Councillors: Huseyin Akpinar and Joanne Laban

Other Interested Parties: - (including CAPE Chairs who are not SNB Elected Members)

Borough Commander Helen Millichap

Superintendent Nigel Brookes

Chief Inspector Neil Billany

Susan Doran (MOPAC)

Tanya Silverman (MOPAC)

Councillor Gunay Dogan (Cabinet Member for Environment)

Councillor Nneka Keazor (Cabinet Member for Community Safety & Cohesion)

Joanne McCartney (GLA Member)

Jon Appleby (Winchmore Hill CAPE)

Janet Billingsley (Upper Edmonton CAPE)

David Cockle (Highlands CAPE)

David South (Ponders End CAPE)

Nawshad Ali (Lower Edmonton CAPE)

Revd Ian Gallagher (Enfield Highway CAPE)

Josie Royce (Southgate CAPE)

Irene Wilson (Willow Road Residents, Town & Grange CAPE)

Gillian Yeung (Bowes CAPE)

Pravin Varsani (Turkey Street CAPE)

Andrea Clemons (Head of Community Safety)

Leo Powell (Jubilee Church)

*=Parties with voting rights. Please note support officers and advisors do not hold voting rights.

This page is intentionally left blank

MINUTES OF THE MEETING OF THE SAFER NEIGHBOURHOOD BOARD HELD ON WEDNESDAY, 28TH MARCH, 2018

MEMBERS: Councillor Chris Bond, Tim Fellows (Chair), Harry Landsman (Vice-Chair), Sheila Stacey (SNB Treasurer), Janet Marshall (Vice-Chair), A. Bishop-Laggett (Federation of Enfield Residents and Allied Associations), Alok Agrawal (SNB Secretary), Pat Jackson (CAPE), Carole Shuttle, Lorna Logan, Vicky Dungate, Fraser and Grant

Officers: Tariq Soomauroo (Governance & Scrutiny) , Neil Billany (Chief Inspector)

Also Attending: Approximately 10 Members of the Public

316. WELCOME AND INTRODUCTIONS

The Chair welcomed everyone to the Board.

317. APOLOGIES FOR ABSENCE

Apologies for lateness were received from Janet Marshall (SNB Vice-Chair) and Pat Jackson

Apologies were received from Cllr Nick Dines, Glen Breslin, Susan Doran (MOPAC), Lynne Abrams (MOPAC).

318. CHAIRS FEEDBACK

There was one Gold Group this period, but unfortunately, I was on the final day of a training course and unable to attend.

I believe the Stop & Search group met and hopefully we will have some feedback today.

The Safer Neighbourhood Panels still have not meet but I believe that they should soon. I seem to remember saying that in January however.

I attended the Crime Scrutiny Panel meeting last week and will attend SSCB next week where I have been asked to give a verbal update on Hate Crime. I also meet with Neil Billany on 19th February regarding the Capes and how to support them better.

This has been a difficult period for me work wise as I am relocating my office and giving up managing The Lancaster Centre after 15 years. This has created a lot of work and challenges; however, I hope the situation will be resolved by end of April and I will be able to dedicate more time to SNB matters. I will also have a new email address and office phone number when the move is complete.

SAFER NEIGHBOURHOOD BOARD - 28.3.2018

319. MINUTES OF THE PREVIOUS MEETING

The minutes of the previous meeting were **AGREED**

320. BREIFING ON VICTIM SUPPORT

Presentation was delivered by Kelly Brown (Victim Support Manager)

Kelly Brown (Victim Support Manager) invited the Board for any questions and discussion.

Q.

A question was asked whether the volunteers are given training

A.

Yes, every volunteer is given training, further extensive core training available after gaining more experience in the field.

Q.

Are they all DBS checked?

A.

Yes, this is a statutory requirement.

Q.

How many volunteers in the Borough and how do you support your volunteers?

A.

Enfield has very low numbers at present, there is a high turnover of volunteers once experience is gained. At present, 5 volunteers working alongside staff members.

Wellbeing support is every 6 weeks (one to one) also accompanied with an employee assistant programme.

Q.

Have you got any specific Enfield statistics?

A.

Not at present as the presentation only incorporated London based statistics but will bring up to date Enfield statistics at the next meeting.

Q.

Are the volunteering roles being advertised?

A.

Yes, we are using indeed, Just Do It and other external advertisements, also being advertised at Enfield volunteering events.

Q.

SAFER NEIGHBOURHOOD BOARD - 28.3.2018

How many hours do the volunteers work?

A.
Minimum 2 hours a week.

Q.
What is the age requirement to become a volunteer?

A.
18 years plus is required to work and 16 years plus to partake in events

321. EXAMINATION OF CRIME STATISTICS

Received Crime Statistics (attached on agenda)

A.
Recorded Crime

Neil Billany (Chief Inspector) went through the total crime figures.
Burglary – 12 officers currently in the burglary task force, good statistics this year

B.
Anti-Social Behaviour (ASB) Figures

ASB figures from 1st January 2018 – 1st March 2018 showed a decrease from the previous 3 months with a 134 ASB calls less this year, pattern is good.

C.
Public Confidence & Victim Satisfaction (January 2018)

Overall, satisfaction has now improved to 18th from 29th, burglary crime is now 17th from 18th (worsened), vehicle crime 7th from 21st which is a big improvement and finally hate crime ranked 23rd from 31st which is also an improved level of satisfaction from last month's data.

D.
Stop & Search

Section 60 (searching without grounds) is being used in Enfield following the recent murder. Nationally stop and search has fallen, hence the fluctuation in charts.

E.
MPS Comparisons

Enfield sits on the top half of the chart with a search volume of 355, weapon search rate of 17.5%, ASB search rate of 62%, outcome rate of 32.7% and arrest rate of 20.6%

SAFER NEIGHBOURHOOD BOARD - 28.3.2018

F.
Complaints

2018 no complaints

322. TARGET ESTABLISHMENT

Neil Belliny (Chief Inspector) advised that Enfield is 62 officers below where it should be. Detective Constables (DC) a national issue, Detectives also 21% below where it should be.

323. UPDATE ON CURRENT POLICE OPERATIONS

Neil Billany (Chief Inspector) advised Ian Raphael (Borough Commander) leaves Enfield. (New Borough Commander) Helen Millichap to take over. Jenny Barnett (Superintendent) also leaves Enfield in May, (New Superintendent) Nigel Brooks to takeover.

Enfield will be officially combining with Haringey shortly for completion in September (one leadership team)

Wards will have dedicated ward officers, Enfield and Southgate police stations to be sold.

Official staff structures will be available in May.

Direct entry detectives are now being advertised.

324. SNB FUNDING 2018/19

With regard to the MOPAC projects funding for Enfield. The four successful projects have commenced, and the mid grant reports have been submitted. The Chair was informed that all are on target for successful completion by grant end. There is likely to be a small underspend that needs to be addressed.

Same level of grant is expected with priorities being focussed on Serious Youth Violence & Domestic Violence

325. ELECTION OF CHAIR AND ONE VICE CHAIR

Tim Fellows (Chair) was re-elected following his nomination

The Board also voted to re-elect Harry Landsman as Vice-Chair

326. ANY OTHER BUSINESS

CCTV monitoring group

SAFER NEIGHBOURHOOD BOARD - 28.3.2018

Sheila Stacey (SNB Treasurer) provided an update on the CCTV monitoring group.

The unannounced inspection took place on Monday 26th March in the morning.

Although the Manager was on leave the control room was operating as it should be.

Our inspection did not raise any concerns, there was no footage on the systems beyond the 31 days and we looked at several cameras regarding privacy settings and they were all working as they should be, paperwork was also in order.

I also queried some of the documentation that is on the LBE website and have received a reply today saying that any errors will be corrected.

We also spoke about recent incidents that had taken place the work involved for the control room and they told us that they completed all the requests that the Police wanted in order to build a timeline of events.

327. DATES OF FUTURE MEETINGS

To be confirmed after full annual Council

This page is intentionally left blank



INSIDE
Consultation
survey
Closing date:
31 August
2018

Enfield Safeguarding Adults Board

Enfield Safeguarding Adults Strategy 2018-2023

PROPOSED DRAFT • CONSULTATION DOCUMENT

www.enfield.gov.uk/safeguardingadults



Here are some of the organisations working to keep adults at risk safe in Enfield.



We all have a role to play to help keep people who may be at risk, safe.
If you have concerns, call us and we can act to stop abuse.

Contents

- 4** Give us your views on our priorities
- 5** Our consultation
- 7** Our Vision
- 8** What you can do
- 9** Types of abuse
- 12** Message from our Chair
- 13** Written by Service Users, Carers and Patients
- 14** What is the Safeguarding Adults Board?
- 15** Why do we have a Safeguarding Adults Strategy?
- 16** What are the priorities for our strategy so far?
- 20** Some useful definitions
- 21** Safeguarding Adults – six principles
- 22** Important phone numbers



Give us your views on our priorities

Please tell us what you think about our plans to prevent adult abuse in Enfield.

We would like to know:

- Whether you think we've got our priorities right to prevent adult abuse? The priorities can be found on page 16.
- Do you feel there are any areas of work that we need to include?
- We'd also like to know how confident you felt about recognising and reporting concerns

Please go to our consultation webpage to respond:

www.enfield.gov.uk/consultations

Or use the survey overleaf with the freepost address

Safeguarding Adults really is everyone's business, and by telling us what you think, based on your experiences, you will make a difference to what we focus on.

We have used feedback from the Safeguarding Adults Board partners, Service Users, Carers and Patients, and

other information, research and learning, to design our current list of things we want to focus on. This includes the work that is required by the Law.



Consultation dates:

Start: Monday 4 June 2018

End: Friday 31 August 2018

Our consultation

Q1 We have identified the draft priorities so far, these are below. Do you think we have got them right?

	Yes	No	Not sure / Don't know
Prevent abuse	<input type="checkbox"/>	<input type="checkbox"/>	<input type="checkbox"/>
Protect adults at risk	<input type="checkbox"/>	<input type="checkbox"/>	<input type="checkbox"/>
Learn from experience	<input type="checkbox"/>	<input type="checkbox"/>	<input type="checkbox"/>
Improve services	<input type="checkbox"/>	<input type="checkbox"/>	<input type="checkbox"/>

For more details on the priorities see pages 16-19.

Q2 Please tell us what else we could do to keep adults at risk from harm safe in Enfield?

Q3 Do you know how to recognise adult abuse?

☐ Yes ☐ No ☐ Not sure / Don't know

Q4 Would you feel confident to report any concerns either for yourself or someone you know?

☐ Yes ☐ No ☐ Not sure / Don't know

If you answered 'No' or 'Not sure / Don't know' to question 4, please tell us why.

About you

Are you... (select all that apply)

- | | |
|---|---|
| <input type="checkbox"/> responding on behalf of an organisation | <input type="checkbox"/> a unpaid carer |
| <input type="checkbox"/> a health or social care professional | <input type="checkbox"/> an Enfield resident |
| <input type="checkbox"/> someone who receives a home care service | <input type="checkbox"/> someone who works in Enfield |
| <input type="checkbox"/> someone who is living in a care home | <input type="checkbox"/> other |

If 'other' please tell us below

If you are responding on behalf of an organisation tell us who below

Are your day-to-day activities limited because of a health problem or disability which has lasted, or is expected to last, at least 12 months?

- | | |
|--|--|
| <input type="checkbox"/> Yes, limited a lot | <input type="checkbox"/> No |
| <input type="checkbox"/> Yes, limited a little | <input type="checkbox"/> Prefer not to say |

How old are you?

- | | | |
|-----------------------------------|----------------------------------|--|
| <input type="checkbox"/> Under 18 | <input type="checkbox"/> 35 – 44 | <input type="checkbox"/> 61 – 64 |
| <input type="checkbox"/> 18 – 24 | <input type="checkbox"/> 45 – 54 | <input type="checkbox"/> Over 65 |
| <input type="checkbox"/> 25 – 34 | <input type="checkbox"/> 55 – 60 | <input type="checkbox"/> Prefer not to say |

Are you male or female?

- | | |
|--------------------------------------|--|
| <input type="checkbox"/> Male | <input type="checkbox"/> Prefer to self-describe |
| <input type="checkbox"/> Female | <input type="checkbox"/> Prefer not to say |
| <input type="checkbox"/> Transgender | |

If you prefer to self-describe, please provide details below

How would you describe your ethnic origin?

- | | | |
|--|--|---|
| <input type="checkbox"/> English / Welsh / Scottish / Northern Irish / British Irish | <input type="checkbox"/> Romany | <input type="checkbox"/> Sri Lankan |
| <input type="checkbox"/> Greek | <input type="checkbox"/> Other Eastern European | <input type="checkbox"/> Chinese |
| <input type="checkbox"/> Greek Cypriot | <input type="checkbox"/> White and Black African | <input type="checkbox"/> Caribbean |
| <input type="checkbox"/> Turkish | <input type="checkbox"/> White and Black Caribbean | <input type="checkbox"/> Ghanaian |
| <input type="checkbox"/> Turkish Cypriot | <input type="checkbox"/> White and Asian | <input type="checkbox"/> Somali Nigerian Arab |
| <input type="checkbox"/> Italian | <input type="checkbox"/> Mixed European | <input type="checkbox"/> Prefer not to say |
| <input type="checkbox"/> Russian | <input type="checkbox"/> Indian | <input type="checkbox"/> Other |
| <input type="checkbox"/> Polish Kurdish | <input type="checkbox"/> Pakistani | |
| <input type="checkbox"/> Gypsy / Irish Traveller | <input type="checkbox"/> Bangladeshi | |

If 'Other', please specify

Thank you for taking the time to respond to this survey
Please return to: Freepost ENFIELD SAFEUGARDING ADULTS
(Please use capital letters) Or any Enfield Council building

Our Vision

... is for a community where people can live a life free from harm; a place that does not tolerate adult abuse; where we all work together to stop abuse happening, and where we all know what to do if it does take place.



What you can do

At different times in everyone's life, they or family members are likely to require some type of support from adult health or social care. Your help in identifying and reporting abuse and poor practices is a really important way of keeping people safe, for you, your family and anyone using these services now and in the future.

Safeguarding adults is everyone's business. This means you, your friends and families, your neighbours, as well as the people who work for organisations like Enfield Council, the police, the NHS and others, have important roles to play to help adults at risk in our community safe from abuse or harm.

We want to work with you or the person you are concerned about to make them safe. We want to show you the important role you can play to stop adult abuse from happening in Enfield.

Here are three things you can do to prevent abuse:

- **Be informed** – read about the different types of abuse so you can recognise them (see the next three pages, visit our webpages – www.enfield.gov.uk/safeguardingadults);
- **Take an active interest** in your community, your neighbours, extended family and offer help and support where possible;
- **Don't ignore it, report it** – if you see something that you think is abuse or that worries you, report it straight away. The numbers you need are in the box below.



If you or someone you know is being abused or if you suspect abuse, visit our website or call anonymously the **Adult Abuse Line**. **Please speak up**. In an emergency always call 999.



www.enfield.gov.uk/safeguardingadults



020 8379 5212 (Textphone: 18001 020 8379 5212)

Types of abuse

These pages show you a few examples of the different types of abuse. Our website also has a short video on recognising signs of abuse, visit www.enfield.gov.uk/safeguardingadults

Remember if you have any concerns, call the number below to report it.

An adult at risk is someone who is: over 18 years of age; who has care and support needs, and who is experiencing, or is at risk of, abuse or neglect, and is unable to protect themselves. A fuller definition can be found on page 18, in Some useful definitions.



Physical abuse – including assault, hitting, slapping, pushing, misuse of medication, restraint or inappropriate physical sanctions.



Modern slavery – encompasses slavery, human trafficking, forced labour and domestic servitude. Traffickers and slave masters use coercion and deceit.



Self-neglect – this covers a wide range of behaviours: neglecting to care for one's personal hygiene, health or surroundings and includes hoarding.



If you or someone you know is being abused or if you suspect abuse, visit our website or call anonymously the **Adult Abuse Line**. **Please speak up**. In an emergency always call 999.

 www.enfield.gov.uk/safeguardingadults  020 8379 5212 (Textphone: 18001 020 8379 5212)



Domestic abuse – including psychological, physical, sexual, financial, emotional abuse; so called ‘honour’ based violence; and coercive control which is an act or a pattern of acts of assault, threats, humiliation and intimidation.



Sexual abuse – including rape, sexual harassment, inappropriate looking or touching, subjection to pornography or sexual acts to which the adult has not consented or was pressured into consenting.



Psychological abuse – including emotional abuse, threats of harm or abandonment, humiliation, blaming, controlling, intimidation, isolation or unreasonable and unjustified withdrawal of services or supportive networks.



Financial or material abuse – including theft, fraud, internet scamming, coercion in relation to an adult’s financial transactions, or the misuse or misappropriation of property, possessions or benefits.



Discriminatory abuse – including forms of harassment, slurs or similar treatment; because of race, gender and gender identity, age, disability, sexual orientation or religion.



Organisational abuse – including neglect and poor care practice within an institution or specific care setting such as a hospital or care home, for example, or in relation to care provided in one’s own home.



Neglect and acts of omission – including ignoring medical, emotional or physical care needs, failure to provide access to appropriate health, care and support or educational services, the withholding of the necessities of life, such as medication, adequate nutrition and heating.

The illustrations in this strategy are by Teresa Dodgson, © Barnet Council 2004.

Illustrations reproduced by kind permission of Barnet Council.

Other types of abuse

Hate crime – a crime motivated by racial, sexual, or other prejudice.

Female Genital Mutilation (FGM) – also known as female circumcision or female genital cutting, is defined by the World Health Organisation (WHO) as “all procedures involving partial or total removal of the external female genitalia or other injury to the female genital organs for non-medical reasons”.

On page 18 of this strategy we provide some more information on abuse, what safeguarding means and who is an adult at risk.



If you or someone you know is being abused or if you suspect abuse, visit our website or call anonymously the **Adult Abuse Line**. **Please speak up**. In an emergency always call 999.

 www.enfield.gov.uk/safeguardingadults  020 8379 5212 (Textphone: 18001 020 8379 5212)

Message from our Chair

As Chair of the Enfield Safeguarding Adults Board, I am delighted to be setting out proposed priorities for you to comment on.

The multi-agency board, includes health, social care and the police with voluntary groups that work in partnership to make sure that we are effective in keeping adults at risk safe from abuse and harm in Enfield. We have a strong partnership, and are proud of our excellent work with service users and carers.

With this new proposed five-year strategy we want to build on our successes from the last three years. We plan to create projects to reduce isolation, to better use technology to combat social isolation and to work more effectively with our diverse community groups. The hard work to develop the new priorities presented in this draft strategy has been led by our Service Users, Carers and Patients group. Our Quality Checkers and our Safeguarding Adults Board partners have also given their feedback and advice.

And now it's your turn... to let us know what you think.

We need your feedback on these priority areas, on prevention, protection and Making Safeguarding Personal and how we will achieve them? (see page 16).

Do you agree with these? Are there other areas that you think are just as important, or more important? We will use your feedback to confirm or amend our priorities and work plans for the next five years.

Please visit our consultation page at **www.enfield.gov.uk/consultations** or complete the survey in this document and send to our freepost address. Our consultation closes on the **31 August 2018**, so please provide your feedback by then. We look forward to hearing your views...

Please help us stop the abuse of adults at risk.



Christabel Shawcross
Independent Chair of the Enfield
Safeguarding Adults Board

In Enfield our Safeguarding Adults Board Chair is independent.

As an independent person they can act as a neutral spokesperson for the work of the Board and its members.

Although this is not a statutory requirement, it is seen as good practice and in Enfield, this is the approach we have chosen.

Written by Service Users, Carers and Patients

This strategy, with its plan and vision has been written by the Service Users, Carers and Patients Subgroup of the Board. We have been helped in doing this by the Safeguarding Adults Board team.

Over the next five years we hope the Board, with all its partners, and the people of Enfield, working in partnership, will take some big steps towards this vision.

Members of the subgroup

Irene Richards	Chair of the group
Pat Askew	Enfield Vision
Robin Standing	Enfield Deaf Image Group
Colin Bunting	Enfield Deaf Image Group
Stuart Cobb	Enfield Deaf Image Group
Hugh McCormack	Enfield Deaf Image Group
Gill Hawken	Lay Member
Claire Walker	Victim Support
Tim Fellows	Enfield LGBT Network
Jill Harrison	Enfield Citizens Advice Bureau
Rhonda Challenger	Mahanda
Mary Clifford	Customer Voice

Care Act 2014

The Enfield Safeguarding Adults Board, this strategy, and how we work to keep adults at risk safe in Enfield, is now a legal requirement.

Any relevant information from the Care Act 2014 will be provided in these boxes.



Pictured left to right: Christabel Shawcross (Chair of the Enfield Safeguarding Adults Board), Dawn Adams (Safeguarding Adults Board Officer), Robin Standing, Irene Richards and Pat Askew

What is the Safeguarding Adults Board?

The Safeguarding Adults Board brings together organisations that work in Enfield to make sure there are good ways of working to keep adults at risk safe. Abuse can affect anyone, in different places and in different ways: it is important that we all work together to prevent it or protect people when it does.

The Board in Enfield has an independent chair and is made up of the following partners:

- Police
- Enfield Clinical Commissioning Group
- London Ambulance Service
- London Fire Brigade
- Enfield HealthWatch
- North Middlesex Hospital NHS Trust
- Enfield Local Authority
- Royal Free London NHS Hospital Trust
- One-to-One Enfield
- Barnet Enfield and Haringey Mental Health Trust
- Care Quality Commission
- Over 50s Forum
- Enfield Carers Centre
- Citizens Advice

Care Act 2014

The Enfield Safeguarding Adults Board is a statutory board formed under the Care Act 2014.

The main objective of the Safeguarding Adults Board is to assure itself that there are robust local safeguarding arrangements and partners to help and protect adults in its area.

The Local authority, the Police and the NHS are statutory members of the Board.



If you or someone you know is being abused or if you suspect abuse, visit our website or call anonymously the **Adult Abuse Line**. **Please speak up**. In an emergency always call 999.



www.enfield.gov.uk/safeguardingadults



020 8379 5212 (Textphone: 18001 020 8379 5212)

Why do we have a Safeguarding Adults Strategy?

This strategy is our way of helping to create a change in attitudes: we want all our partner agencies and our community to unite in creating a culture of zero tolerance of all types of abuse.

We want to make sure we can all recognise abuse, and know how to report it.

Our strategy is a shared statement about what the Safeguarding Adults Board is going to work on over the next five years.

By working in partnership on the actions in this strategy we hope to realise our vision of a community that stands united against adult abuse.

Care Act 2014

The Care Act places statutory functions on the Board.

It must publish a strategic plan, write an annual report and conduct a safeguarding adult review if an adult with care and support needs dies or experiences serious harm, and abuse or neglect is suspected.



If you or someone you know is being abused or if you suspect abuse, visit our website or call anonymously the **Adult Abuse Line**. **Please speak up**. In an emergency always call 999.



www.enfield.gov.uk/safeguardingadults



020 8379 5212 (Textphone: 18001 020 8379 5212)

What are the priorities for our strategy so far?

Prevent abuse

What	How	How will we know
Engage with our community, to promote a culture where abuse and neglect are not tolerated	Create a culture in Enfield where our community has a zero tolerance of abuse and neglect and understands how to report any concerns they may have. (*We can develop our own marketing materials or use our neighbours tool to help us with this).	Attendance and feedback from community engagement activity.
Use technology and social media to engage with our community, professionals, providers and voluntary organisations	Improve website and social media presence, so people can stay informed and report concerns; promote developments in assistive technologies and social media options (including video calls).	More visits to website, use of social media to report concerns, start to collect feedback on how social media and assistive technologies are helping people through customer audits.
Work to reduce isolation	Online training; community engagement to encourage groups to stay in touch with people who might be isolated.	Monitor responses to the isolation question in our social care survey.
Work with people alleged to have caused harm to prevent further abuse	Identifying and working with people who will benefit from support and intervention.	Evaluation of the programme by professional, and through customer feedback.

Protect adults at risk

What	How	How will we know
Make sure our community knows how to recognise and report abuse	Raise awareness about our Adult abuse line, online resources, and different types of abuse through our marketing and community engagement activity.	Attendance and feedback from community activity and visits to website.
Make sure professionals are appropriately trained, with a focus on Making Safeguarding Personal	Ensure partners and providers have trained professionals to the required level of safeguarding. Everyone who works with adults at risk should have safeguarding adults basic training, which includes: different types of abuse, including hidden or underreported abuse such as Modern Slavery, Domestic Abuse, Female Genital Mutilation, and details of what to do to report concerns.	Attendance and feedback from training sessions.
Develop ways to help people protect themselves from abuse and harm	Paper and online factsheets; information videos; and links to organisations that can help (e.g. for fraud, home security).	Downloads of factsheets; visits to page.
Develop online tool to make sure everyone knows how to access or make referrals to different services	Update website with new tool; this will also make sure that as partner organisations change, once updated, other agencies will still know who to contact and what everyone does.	Hits on website, improved referrals, feedback in audits.

Learn from experience

What	How	How will we know
Check that the way we are managing adult safeguarding is working properly	We have regular checks and an annual independent audit and we will work with our neighbours*. Checks will include: the user experience, and applying the Making Safeguarding Personal approach. We will also work with neighbours to develop consistent London-wide assurance framework, and thresholds).	Audit reports, and confirmation from partners of the actions they have taken.
Learn from the advice of our Service Users, Carers and Patients	Implement learning from Quality Checkers; ask people who have been through a safeguarding process about their experience and make improvements where necessary.	Partners' confirmation of the action they have taken to address issues raised by feedback.
If things go wrong, review what happened and learn lessons	Identified in Care act, we have to undertake Safeguarding Adults Reviews and learn lessons, and we will also make sure we learn from Children's and Community Safety reviews.	Audits feedback, data.
Learn from the experiences of other local authority areas	We work with our neighbouring boroughs to learn lessons together. We share our lessons from reviews and will work on checks together.	Annual review and audits to identify improvements to Enfield's safeguarding arrangements based on learning from other boroughs.

Improve services

What	How	How will we know
Ensure we have effective arrangements in place to intervene when provider quality drops below expected standards (Provider concerns/improvement)	Support Enfield services to improve, due to quality standards, whenever possible.	Number of Provider concerns/improvement processes and key issues addressed.
Ensure partners share information and intelligence about poor quality services	Ensure there are arrangements in place to share information properly about services so that partners can act quickly to respond to unsafe services.	Regular meetings with partner agencies and evidence of actions.
Online space for providers	Develop online presence to share information, policies and best practice with providers to ensure organisations have tools they need to improve.	Take up of resources.
Consistent policies with neighbouring boroughs	Make sure Enfield has clear and consistent policies with neighbouring boroughs which represent best –practice in all areas.	Audits.

Some useful definitions

Abuse

Abuse is a violation of a person's human and civil rights by any other person or persons and is a crime.

Safeguarding

Safeguarding means protecting an adult's right to live in safety, free from abuse and neglect. It is about people and organisations working together to prevent and stop the experience of abuse or neglect.

Who is an "Adult at risk"?

All adults who are over 18 years of age who have care and support needs, and who are experiencing, or

are at risk of, abuse or neglect, and are unable to protect themselves.

An adult with care and support needs may be:

- An older person,
- A person with a physical or learning disability or a sensory impairment,
- Someone with mental health needs, including dementia or a personality disorder,
- A person with a long-term health condition,
- Someone who misuses substances or alcohol to the extent that it affects their ability to manage day-to-day living,

- A carer, providing unpaid care to a family member or friend.

Adult safeguarding applies whatever setting people live in, and regardless of whether or not they have mental capacity to make specific decisions at specific times.

An adult at risk could also include someone who does not receive community care services but because they have been abused or are at risk of being abused, they could become vulnerable. The adult may not be able to protect themselves against harm or abuse.



If you or someone you know is being abused or if you suspect abuse, visit our website or call anonymously the **Adult Abuse Line**. **Please speak up**. In an emergency always call 999.



www.enfield.gov.uk/safeguardingadults



020 8379 5212 (Textphone: 18001 020 8379 5212)

Safeguarding Adults – six principles

All of our work must be in line with the six key principles of safeguarding adults from the Care Act 2014. These are:

Empowerment

People being supported and encouraged to make their own decisions and informed consent.

“I am asked what I want as the outcomes from the safeguarding process and these directly inform what happens.”

Prevention

It is better to take action before harm occurs.

“I receive clear and simple information about what abuse is, how to recognise the signs and what I can do to seek help.”

Proportionality

The least intrusive response appropriate to the risk presented.

“I am sure that the professionals will work in my interest, as I see them and they will only get involved as much as needed.”

Protection

Support and representation for those in greatest need.

“I get help and support to report abuse and neglect. I get help so that I am able to take part in the safeguarding process to the extent to which I want.”

Partnership

Local solutions through services working with their communities. Communities have a part to play in preventing, detecting and reporting neglect and abuse.

“I know that staff treat any personal and sensitive information in confidence, only sharing what is helpful and necessary. I am confident that professionals will work together and with me to get the best result for me.”

Accountability

Accountability and transparency in delivering safeguarding.

“I understand the role of everyone involved in my life and so do they.”

Important phone numbers

Enfield Adult Abuse Line	020 8379 5212
Child protection concerns.....	020 8379 5555
Domestic Violence Hotline	0808 2000 247
Home Fire Safety Checks	08000 28 44 28
Care Quality Commission	03000 616161
Citizens Advice	03454 04 05 06
Police non-emergency number.....	101

Remember in an emergency, when someone is being harmed or abused, call the police on 999.



If you or someone you know is being abused or if you suspect abuse, visit our website or call anonymously the **Adult Abuse Line**. **Please speak up**. In an emergency always call 999.



www.enfield.gov.uk/safeguardingadults

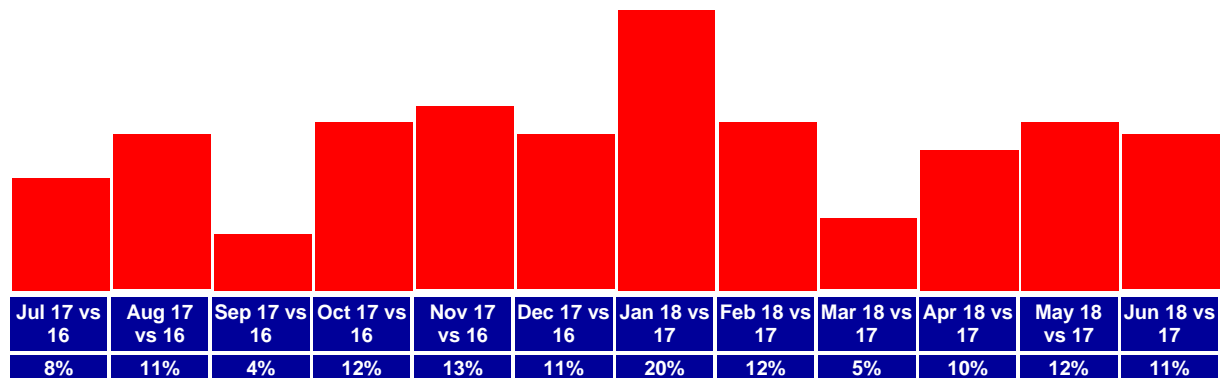


020 8379 5212 (Textphone: 18001 020 8379 5212)



SNB – June 2018**Total Crime Figures**

Major Class	Jul 2017	Aug 2017	Sep 2017	Oct 2017	Nov 2017	Dec 2017	Jan 2018	Feb 2018	Mar 2018	Apr 2018	May 2018	Jun 2018
Burglary	183	225	186	246	278	293	285	275	244	246	248	218
Criminal Damage	191	197	171	175	206	172	190	167	192	199	188	189
Drugs	96	69	109	107	83	46	67	50	76	80	126	71
Fraud & Forgery	3	5	6	9	3	4	4	2	2	1	3	2
Other Notifiable Offences	39	50	36	43	43	40	36	48	63	54	61	51
Robbery	97	73	76	89	82	77	83	96	141	115	110	98
Sexual Offences	62	40	50	63	52	40	49	64	58	49	81	58
Theft & Handling	753	787	783	839	849	795	850	839	837	899	854	910
Violence Against The Person	777	599	619	726	691	585	621	542	683	661	777	766
TNO Crime Total	2201	2045	2036	2297	2287	2052	2185	2083	2296	2304	2448	2363

Percentage Change Month vs Month

Edmonton & South

Edmonton Green

Major Class	Jul 2017	Aug 2017	Sep 2017	Oct 2017	Nov 2017	Dec 2017	Jan 2018	Feb 2018	Mar 2018	Apr 2018	May 2018	Jun 2018
Burglary	5	5	7	11	17	13	12	17	11	11	17	16
Criminal Damage	15	18	11	10	16	16	18	10	23	16	20	15
Drugs	21	13	27	16	12	6	9	9	12	18	29	7
Fraud & Forgery	0	1	0	1	0	1	0	0	0	0	0	0
Other Notifiable Offences	6	8	3	8	3	3	6	4	4	12	7	5
Robbery	11	3	11	6	12	4	7	8	18	19	8	16
Sexual Offences	6	2	5	6	3	2	1	5	4	3	1	6
Theft & Handling	75	61	69	67	75	55	57	58	66	76	74	84
Violence Against The Person	60	60	63	60	70	57	67	45	77	78	73	74
TNO Crime Total	199	171	196	185	208	157	177	156	215	233	229	223

Haselbury

Major Class	Jul 2017	Aug 2017	Sep 2017	Oct 2017	Nov 2017	Dec 2017	Jan 2018	Feb 2018	Mar 2018	Apr 2018	May 2018	Jun 2018
Burglary	7	13	8	1	8	10	8	11	11	13	11	9
Criminal Damage	8	10	8	10	27	12	11	16	13	9	15	9
Drugs	6	1	0	4	4	3	8	5	2	10	7	2
Fraud & Forgery	0	1	0	0	0	0	0	0	0	0	0	0
Other Notifiable Offences	2	4	2	4	4	2	4	3	3	1	4	1
Robbery	3	5	2	5	2	4	8	6	5	4	6	3
Sexual Offences	2	1	4	1	0	3	2	2	2	4	3	6
Theft & Handling	24	21	17	27	20	30	27	15	22	20	33	21
Violence Against The Person	60	35	21	27	39	44	38	25	46	42	38	41
TNO Crime Total	112	91	62	79	104	108	106	83	104	103	117	92

Jubilee

Major Class	Jul 2017	Aug 2017	Sep 2017	Oct 2017	Nov 2017	Dec 2017	Jan 2018	Feb 2018	Mar 2018	Apr 2018	May 2018	Jun 2018
Burglary	6	11	8	10	18	17	9	17	14	14	9	3
Criminal Damage	11	15	5	11	8	10	15	5	9	4	8	6
Drugs	6	4	7	8	6	4	6	2	7	4	9	10
Fraud & Forgery	0	0	0	0	0	0	1	0	0	1	0	1
Other Notifiable Offences	2	2	2	0	1	1	1	0	0	0	3	6
Robbery	2	4	4	3	0	3	1	0	1	3	4	7
Sexual Offences	3	0	2	1	5	1	2	1	2	1	4	3
Theft & Handling	23	29	20	25	23	23	20	42	42	39	32	24
Violence Against The Person	47	24	24	45	34	26	29	29	27	29	46	26
TNO Crime Total	100	89	72	103	95	85	84	96	102	95	115	86

Lower Edmonton

Major Class	Jul 2017	Aug 2017	Sep 2017	Oct 2017	Nov 2017	Dec 2017	Jan 2018	Feb 2018	Mar 2018	Apr 2018	May 2018	Jun 2018
Burglary	8	6	6	6	7	5	16	8	2	6	5	12
Criminal Damage	12	16	11	9	16	13	7	7	11	16	10	16
Drugs	7	6	10	2	3	2	5	2	5	1	10	12
Fraud & Forgery	0	1	0	1	0	0	0	0	0	0	0	0
Other Notifiable Offences	1	3	3	1	1	3	1	4	3	1	4	1
Robbery	3	3	4	2	6	2	6	4	4	5	4	8
Sexual Offences	3	2	4	5	2	1	3	2	2	2	1	6
Theft & Handling	44	35	25	28	30	36	31	34	31	36	36	37
Violence Against The Person	46	31	46	42	32	30	42	34	30	27	47	50
TNO Crime Total	124	103	109	96	97	92	111	95	88	94	117	142

Ponders End

Major Class	Jul 2017	Aug 2017	Sep 2017	Oct 2017	Nov 2017	Dec 2017	Jan 2018	Feb 2018	Mar 2018	Apr 2018	May 2018	Jun 2018
Burglary	7	9	8	10	7	14	13	5	15	4	7	8
Criminal Damage	12	13	6	7	5	7	12	18	8	16	12	9
Drugs	10	8	5	14	2	3	4	5	10	4	3	3
Fraud & Forgery	0	0	0	0	0	0	0	0	0	0	0	0
Other Notifiable Offences	2	2	5	5	2	3	0	1	4	1	4	3
Robbery	6	6	3	7	10	4	2	3	10	8	6	8
Sexual Offences	6	1	2	8	1	4	3	10	6	3	1	1
Theft & Handling	46	62	54	49	62	58	55	55	53	56	52	63
Violence Against The Person	47	37	53	43	50	51	40	39	53	32	41	63
TNO Crime Total	136	138	136	143	139	144	129	136	159	124	126	158

Upper Edmonton

Major Class	Jul 2017	Aug 2017	Sep 2017	Oct 2017	Nov 2017	Dec 2017	Jan 2018	Feb 2018	Mar 2018	Apr 2018	May 2018	Jun 2018
Burglary	13	12	17	19	20	19	12	7	9	17	14	26
Criminal Damage	13	15	15	22	25	18	24	8	12	21	17	11
Drugs	6	8	4	8	7	6	4	6	6	11	18	6
Fraud & Forgery	1	0	1	0	0	1	1	0	0	0	2	0
Other Notifiable Offences	2	3	4	4	4	4	0	9	6	3	3	5
Robbery	11	7	7	13	6	5	8	9	10	6	12	4
Sexual Offences	3	10	3	3	3	1	8	3	22	0	21	2
Theft & Handling	87	105	95	102	122	122	104	105	94	110	96	114
Violence Against The Person	59	67	51	67	56	58	60	53	57	47	65	54
TNO Crime Total	195	227	197	238	243	234	221	200	216	215	248	222

Enfield & North

Bushill Park

Major Class	Jul 2017	Aug 2017	Sep 2017	Oct 2017	Nov 2017	Dec 2017	Jan 2018	Feb 2018	Mar 2018	Apr 2018	May 2018	Jun 2018
Burglary	10	9	11	15	21	26	13	15	7	16	18	12
Criminal Damage	4	6	4	7	6	3	8	9	5	2	7	3
Drugs	5	0	1	2	2	1	2	4	0	3	2	1
Fraud & Forgery	0	0	0	0	0	0	0	0	0	0	0	0
Other Notifiable Offences	2	0	1	0	1	0	1	0	1	1	3	0
Robbery	1	2	2	1	0	5	2	4	3	1	1	0
Sexual Offences	0	0	0	1	1	1	1	2	0	4	0	6
Theft & Handling	28	22	26	24	43	31	16	25	27	28	24	31
Violence Against The Person	15	19	9	12	14	19	20	12	15	24	23	19
TNO Crime Total	65	58	54	62	88	86	63	71	58	79	78	72

Chase

Major Class	Jul 2017	Aug 2017	Sep 2017	Oct 2017	Nov 2017	Dec 2017	Jan 2018	Feb 2018	Mar 2018	Apr 2018	May 2018	Jun 2018
Burglary	13	11	13	17	5	9	17	11	12	14	14	10
Criminal Damage	7	19	7	6	3	3	7	7	9	11	8	10
Drugs	2	2	8	3	1	2	0	1	2	5	2	2
Fraud & Forgery	0	0	0	0	0	0	0	0	0	0	0	0
Other Notifiable Offences	0	1	1	1	5	3	1	0	0	2	0	3
Robbery	2	2	3	4	1	3	2	6	9	6	2	2
Sexual Offences	3	2	0	1	0	3	0	2	1	0	0	6
Theft & Handling	10	25	26	24	23	15	23	29	21	18	39	25
Violence Against The Person	39	24	18	38	21	13	20	23	32	24	32	35
TNO Crime Total	76	86	76	94	59	51	70	79	86	80	97	93

Enfield Highway

Major Class	Jul 2017	Aug 2017	Sep 2017	Oct 2017	Nov 2017	Dec 2017	Jan 2018	Feb 2018	Mar 2018	Apr 2018	May 2018	Jun 2018
Burglary	13	11	13	17	5	9	17	11	12	14	14	10
Criminal Damage	7	19	7	6	3	3	7	7	9	11	8	10
Drugs	2	2	8	3	1	2	0	1	2	5	2	2
Fraud & Forgery	0	0	0	0	0	0	0	0	0	0	0	0
Other Notifiable Offences	0	1	1	1	5	3	1	0	0	2	0	3
Robbery	2	2	3	4	1	3	2	6	9	6	2	2
Sexual Offences	3	2	0	1	0	3	0	2	1	0	0	6
Theft & Handling	10	25	26	24	23	15	23	29	21	18	39	25
Violence Against The Person	39	24	18	38	21	13	20	23	32	24	32	35
TNO Crime Total	76	86	76	94	59	51	70	79	86	80	97	93

Enfield Lock

Major Class	Jul 2017	Aug 2017	Sep 2017	Oct 2017	Nov 2017	Dec 2017	Jan 2018	Feb 2018	Mar 2018	Apr 2018	May 2018	Jun 2018
Burglary	9	7	8	8	7	11	12	10	11	16	6	7
Criminal Damage	9	7	7	11	12	5	16	4	12	11	9	13
Drugs	2	2	3	4	6	3	7	1	2	3	9	1
Fraud & Forgery	0	0	0	1	0	0	0	0	0	0	0	0
Other Notifiable Offences	2	1	2	0	0	2	1	2	2	2	6	3
Robbery	2	1	8	3	10	3	3	1	3	4	3	4
Sexual Offences	4	2	7	5	2	6	1	5	2	2	4	1
Theft & Handling	28	23	40	32	21	20	40	31	24	30	28	37
Violence Against The Person	39	21	41	36	51	22	33	38	35	28	60	63
TNO Crime Total	95	64	116	100	109	72	113	92	91	96	125	129

Grange

Major Class	Jul 2017	Aug 2017	Sep 2017	Oct 2017	Nov 2017	Dec 2017	Jan 2018	Feb 2018	Mar 2018	Apr 2018	May 2018	Jun 2018
Burglary	7	13	10	7	16	18	18	15	15	14	13	6
Criminal Damage	1	3	9	4	6	3	5	2	5	5	4	9
Drugs	1	2	4	1	3	3	1	2	1	1	2	2
Fraud & Forgery	0	0	0	1	0	0	0	0	0	0	0	0
Other Notifiable Offences	2	4	2	3	2	1	0	1	0	0	0	2
Robbery	2	3	3	4	3	1	5	6	5	7	15	3
Sexual Offences	1	4	1	2	3	1	1	1	1	3	4	0
Theft & Handling	35	29	33	41	52	47	39	42	42	33	53	60
Violence Against The Person	20	17	26	35	23	24	28	13	24	17	18	26
TNO Crime Total	69	75	88	98	108	98	97	82	93	80	109	108

Southbury

Major Class	Jul 2017	Aug 2017	Sep 2017	Oct 2017	Nov 2017	Dec 2017	Jan 2018	Feb 2018	Mar 2018	Apr 2018	May 2018	Jun 2018
Burglary	7	13	10	7	16	18	18	15	15	14	13	6
Criminal Damage	1	3	9	4	6	3	5	2	5	5	4	9
Drugs	1	2	4	1	3	3	1	2	1	1	2	2
Fraud & Forgery	0	0	0	1	0	0	0	0	0	0	0	0
Other Notifiable Offences	2	4	2	3	2	1	0	1	0	0	0	2
Robbery	2	3	3	4	3	1	5	6	5	7	15	3
Sexual Offences	1	4	1	2	3	1	1	1	1	3	4	0
Theft & Handling	35	29	33	41	52	47	39	42	42	33	53	60
Violence Against The Person	20	17	26	35	23	24	28	13	24	17	18	26
TNO Crime Total	69	75	88	98	108	98	97	82	93	80	109	108

Town

Major Class	Jul 2017	Aug 2017	Sep 2017	Oct 2017	Nov 2017	Dec 2017	Jan 2018	Feb 2018	Mar 2018	Apr 2018	May 2018	Jun 2018
Burglary	10	6	8	19	13	15	21	14	10	9	12	6
Criminal Damage	12	6	7	5	8	8	3	5	7	5	8	8
Drugs	1	0	4	4	3	0	0	2	3	2	2	0
Fraud & Forgery	0	0	0	0	0	1	0	0	0	0	1	0
Other Notifiable Offences	2	1	0	0	1	0	3	0	1	2	4	1
Robbery	3	4	5	9	4	8	2	10	9	6	4	3
Sexual Offences	2	1	0	1	3	0	1	1	1	0	4	1
Theft & Handling	13	21	20	24	24	22	27	31	19	22	32	27
Violence Against The Person	21	14	16	25	21	33	18	22	28	27	23	21
TNO Crime Total	64	53	60	87	77	87	75	85	78	73	90	67

Turkey Street

Major Class	Jul 2017	Aug 2017	Sep 2017	Oct 2017	Nov 2017	Dec 2017	Jan 2018	Feb 2018	Mar 2018	Apr 2018	May 2018	Jun 2018
Burglary	7	7	5	15	9	14	7	14	9	1	11	4
Criminal Damage	8	11	11	5	11	4	12	12	9	8	16	9
Drugs	3	2	11	5	7	6	4	1	8	5	5	2
Fraud & Forgery	0	0	1	0	0	0	1	0	1	0	0	0
Other Notifiable Offences	2	2	1	1	3	1	2	2	1	5	1	0
Robbery	8	1	0	2	1	3	3	3	3	16	12	4
Sexual Offences	1	1	2	2	3	5	3	4	1	1	1	6
Theft & Handling	29	30	34	35	28	28	52	34	36	42	23	33
Violence Against The Person	32	24	33	32	39	30	25	17	27	30	50	36
TNO Crime Total	90	78	98	97	101	91	109	87	95	108	119	94

Southgate & West

Bowes

Major Class	Jul 2017	Aug 2017	Sep 2017	Oct 2017	Nov 2017	Dec 2017	Jan 2018	Feb 2018	Mar 2018	Apr 2018	May 2018	Jun 2018
Burglary	21	15	8	5	9	15	7	10	10	6	14	14
Criminal Damage	7	3	9	11	3	10	4	3	9	8	5	2
Drugs	3	5	1	3	3	1	2	1	1	1	3	5
Fraud & Forgery	0	0	0	0	0	0	0	0	0	0	0	0
Other Notifiable Offences	2	1	1	3	1	1	0	1	3	2	1	4
Robbery	1	2	3	3	1	0	2	4	1	3	2	1
Sexual Offences	1	1	2	2	1	2	1	0	1	0	0	1
Theft & Handling	19	29	21	26	25	19	32	19	23	27	22	26
Violence Against The Person	27	24	20	24	27	24	15	17	21	13	23	30
TNO Crime Total	81	80	65	77	70	72	63	55	69	60	70	83

Cockfosters

Major Class	Jul 2017	Aug 2017	Sep 2017	Oct 2017	Nov 2017	Dec 2017	Jan 2018	Feb 2018	Mar 2018	Apr 2018	May 2018	Jun 2018
Burglary	5	12	10	14	17	13	21	21	20	16	15	16
Criminal Damage	7	3	9	5	3	4	5	9	7	6	4	9
Drugs	2	1	0	1	4	0	0	1	1	2	1	1
Fraud & Forgery	0	1	0	0	1	0	0	0	0	0	0	0
Other Notifiable Offences	0	2	0	1	1	1	1	0	1	0	0	0
Robbery	6	2	2	1	0	2	1	0	3	3	4	3
Sexual Offences	2	2	3	1	3	2	0	1	0	5	1	2
Theft & Handling	28	46	25	45	28	25	30	36	40	44	30	47
Violence Against The Person	27	15	13	23	22	18	15	11	22	21	16	20
TNO Crime Total	77	84	62	91	79	65	73	79	94	97	71	98

Highlands

Major Class	Jul 2017	Aug 2017	Sep 2017	Oct 2017	Nov 2017	Dec 2017	Jan 2018	Feb 2018	Mar 2018	Apr 2018	May 2018	Jun 2018
Burglary	8	5	9	9	9	7	13	8	14	12	9	8
Criminal Damage	2	4	6	12	6	3	5	4	2	5	4	7
Drugs	1	2	2	1	1	0	0	0	0	0	1	0
Fraud & Forgery	0	0	0	1	0	0	0	0	0	0	0	0
Other Notifiable Offences	1	1	1	0	0	1	1	3	14	1	0	0
Robbery	2	0	1	1	0	2	0	0	1	1	3	1
Sexual Offences	1	2	1	1	4	1	1	1	1	2	6	0
Theft & Handling	20	13	24	24	9	14	29	21	19	20	19	17
Violence Against The Person	14	13	25	31	22	17	15	18	24	31	17	17
TNO Crime Total	49	40	69	80	51	45	64	55	75	72	59	50

Palmers Green

Major Class	Jul 2017	Aug 2017	Sep 2017	Oct 2017	Nov 2017	Dec 2017	Jan 2018	Feb 2018	Mar 2018	Apr 2018	May 2018	Jun 2018
Burglary	15	9	12	12	29	17	21	13	13	18	14	15
Criminal Damage	8	9	9	8	10	8	3	2	4	12	7	10
Drugs	2	3	3	6	2	3	2	1	5	1	2	4
Fraud & Forgery	0	0	0	0	0	0	0	0	0	0	0	0
Other Notifiable Offences	0	1	0	1	2	2	3	2	0	2	1	0
Robbery	3	8	2	4	3	2	2	5	4	3	1	4
Sexual Offences	1	0	2	0	2	0	2	0	1	0	0	0
Theft & Handling	37	32	40	39	42	32	26	43	40	52	33	41
Violence Against The Person	34	18	22	23	17	14	25	15	25	25	25	29
TNO Crime Total	100	80	90	93	107	78	84	81	92	113	83	103

Southgate

Major Class	Jul 2017	Aug 2017	Sep 2017	Oct 2017	Nov 2017	Dec 2017	Jan 2018	Feb 2018	Mar 2018	Apr 2018	May 2018	Jun 2018
Burglary	8	13	12	11	7	22	13	11	19	12	15	10
Criminal Damage	8	4	5	3	2	7	5	4	11	9	5	5
Drugs	1	2	4	6	5	0	2	1	0	3	3	1
Fraud & Forgery	0	0	0	0	0	0	0	0	1	0	0	0
Other Notifiable Offences	5	2	1	2	1	1	0	2	2	3	2	4
Robbery	2	6	0	2	5	5	2	9	19	2	2	1
Sexual Offences	3	0	2	7	1	0	1	1	2	4	3	0
Theft & Handling	39	40	35	44	45	42	31	32	63	57	44	42
Violence Against The Person	31	35	22	26	28	18	12	17	26	31	26	20
TNO Crime Total	97	102	81	101	94	95	66	77	143	121	100	83

Southgate Green

Major Class	Jul 2017	Aug 2017	Sep 2017	Oct 2017	Nov 2017	Dec 2017	Jan 2018	Feb 2018	Mar 2018	Apr 2018	May 2018	Jun 2018
Burglary	6	21	12	8	22	14	15	14	12	15	18	11
Criminal Damage	8	4	7	4	9	12	4	6	5	3	2	5
Drugs	2	0	0	3	3	3	1	0	1	2	5	0
Fraud & Forgery	0	0	0	0	0	0	0	0	0	0	0	0
Other Notifiable Offences	0	0	1	1	1	2	1	2	3	3	3	1
Robbery	6	2	2	3	7	12	5	0	9	2	7	1
Sexual Offences	0	2	2	4	1	0	1	1	4	1	4	1
Theft & Handling	29	27	30	30	29	27	33	25	30	30	38	30
Violence Against The Person	26	26	23	27	23	9	19	18	17	32	18	22
TNO Crime Total	77	82	77	80	95	79	79	66	81	88	95	71

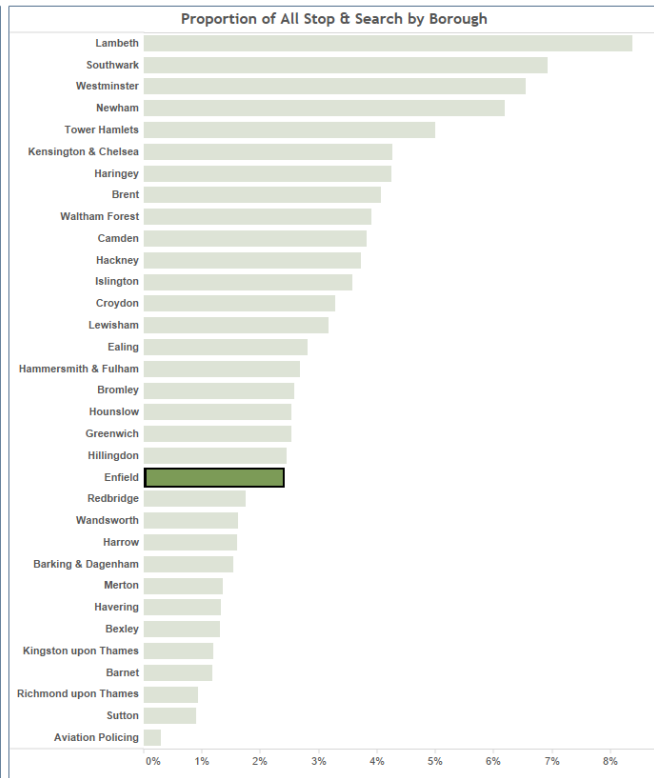
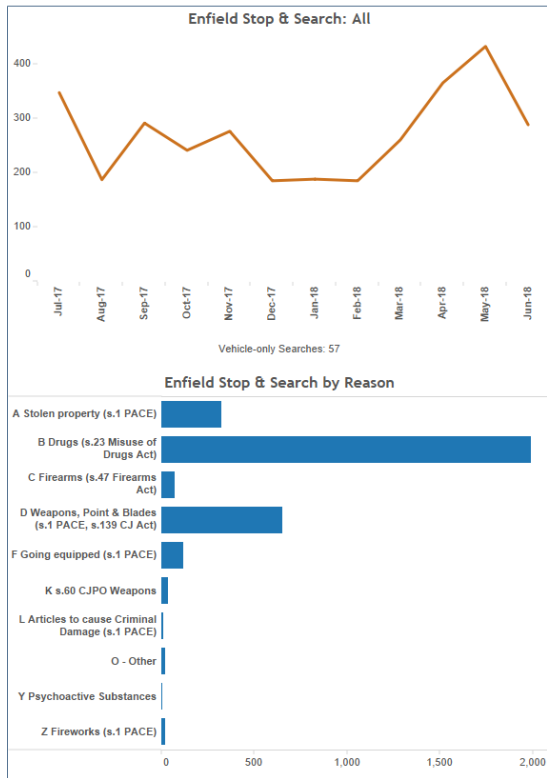
Winchmore Hill

Major Class	Jul 2017	Aug 2017	Sep 2017	Oct 2017	Nov 2017	Dec 2017	Jan 2018	Feb 2018	Mar 2018	Apr 2018	May 2018	Jun 2018
Burglary	7	19	7	8	14	14	12	23	14	15	7	6
Criminal Damage	6	7	3	4	3	5	5	8	2	4	5	2
Drugs	2	0	0	3	3	0	2	3	1	1	1	2
Fraud & Forgery	0	0	0	0	1	0	0	1	0	0	0	0
Other Notifiable Offences	0	0	1	1	1	3	1	0	1	2	1	1
Robbery	2	4	0	1	0	1	1	0	2	1	0	2
Sexual Offences	0	2	0	1	1	1	2	0	1	4	0	0
Theft & Handling	25	33	32	28	43	40	37	28	30	29	23	20
Violence Against The Person	22	10	8	24	15	14	9	15	10	10	18	19
TNO Crime Total	64	75	51	70	81	78	69	78	61	66	55	52

Stop and Search Figures

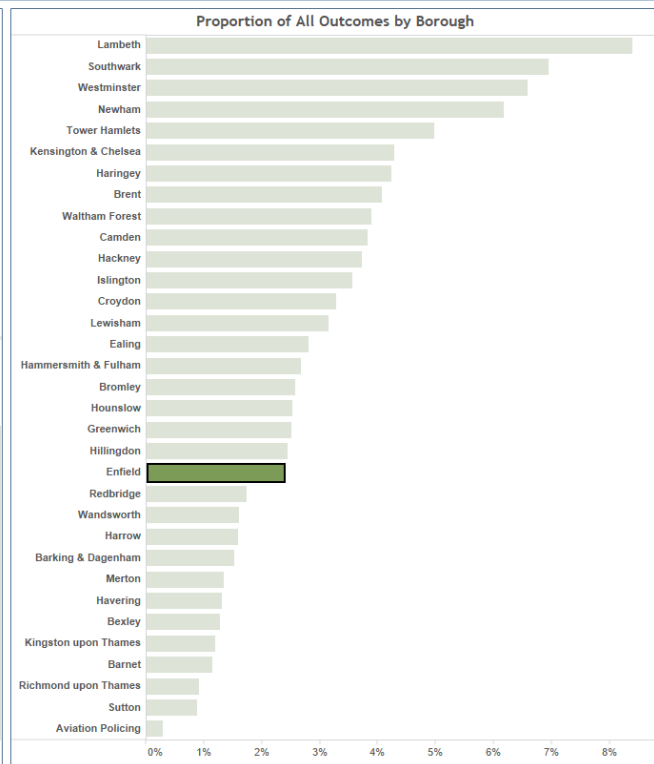
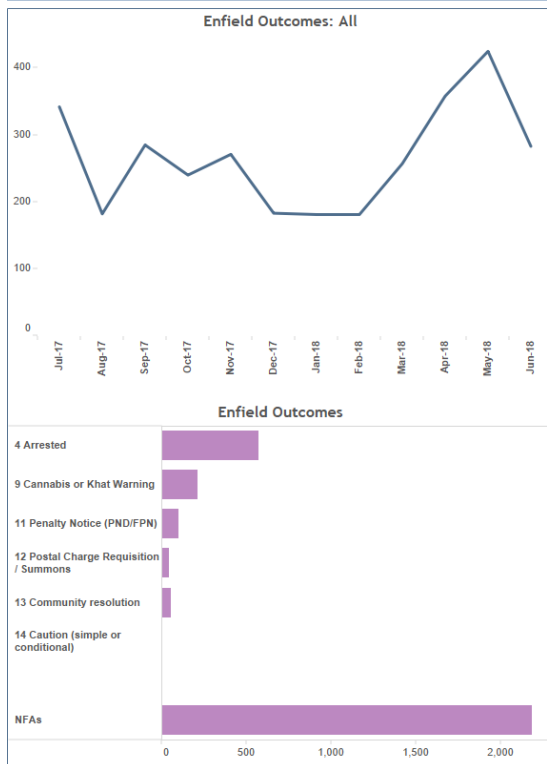
Jun 2017 to Jun 2018

Search Volumes for Reporting Period: July 2017 to end June 2018

BCU or Borough
Borough

Jun 2017 to Jun 2018

Outcomes for Reporting Period: July 2017 to end June 2018

BCU or Borough
Borough

This page is intentionally left blank

Taser Deployment

				CAD DEPLOYMENT DETAILS					
DATE	DAY	SHIFT	CAD	DRAWN	AIMED	RED DOT	DRIVE STUN	FIRED	UD
FIRST QUARTER TOTALS				4	2	8	3	3	0
APRIL									
06/04/2018	Friday	L/T	6227					1	
07/04/2018	Saturday	N/D	7912	1		1			
08/04/2018	Sunday	N/D	7309					1	
08/04/2018	Sunday	N/D	7309					1	
11/04/2018	Wednesday	N/D		1		1			
13/04/2018	Friday	E/T	3008			1			
13/04/2018	Friday	E/T	3008			1			
20/04/2018	Friday	N/D	297					1	
27/04/2018	Friday	L/T	7613			1		1	
TOTALS				2	0	5	0	5	0
MAY									
09/05/2018	Wednesday	L/T	5243			1			
09/05/2018	Wednesday	N/D	812			1			
19/05/2018	Saturday	N/D	8667			1			
19/05/2018	Saturday	N/D	8867	1					
22/05/2018	Tuesday	L/T	5624	1					
TOTALS				2	0	3	0	0	0
JUNE									
03/06/2018	Sunday	E/T	2069			1			
03/06/2018	Sunday	L/T	5331			1			
13/06/2018	Wednesday	L/T	7455			1			
13/06/2018	Wednesday	L/T	7455			1			
28/06/2018	Thursday	N/D	8929	1					
28/06/2018	Thursday	N/D	8929					1	
TOTALS				1	0	4	0	1	0

Safer Neighbourhood Board Report 5th July 2018.**Performance Framework**

- Summary**

Total Notifiable Offences in Enfield has increased by 10.6% in the year ending 11th June 2018. In London, there was a smaller increase of 5.1% in the same period.

Residential Burglaries in Enfield have seen a large increase of 26.2% in the year ending 11th June 2018, compared to the previous year. In London, there was a slightly larger increase of 28% in the same period.

Serious Youth Violence has increased in the last year in Enfield by 17.9%, compared to the previous year. In London, there was a smaller increase of 7.6%.

54% of Knife Crime with Injuries in Enfield were victims under the age of 24 in the year ending 11th June 2018.

Domestic Abuse Violence with Injury account for 11.5% of all Violence Against the person offences in Enfield and around 1/3 of all Violence with Injury offences.

ASB calls have decreased in Enfield in the last year by 2.6%, compared to the previous year.

Table 1: The below table displays the overall performance of the Enfield SSCB priorities compared to London.

Enfield SSCB Priorities							
Enfield Charts	Enfield 12 Months to 11th June 2017	Enfield 12 Months to 11th June 2018	Enfield % Change	London Charts	London 12 Months to 11th June 2017	London 12 Months to 11th June 2018	London % Change
Residential Burglary	1846	2329	26.2%	Residential Burglary	45938	58778	28.0%
Violence Against the Person	7492	7986	6.6%	Violence Against the Person	240472	252820	5.1%
Non-Domestic Abuse VWI Offences	1562	1624	4.0%	Non-Domestic Abuse VWI Offences	52259	53343	2.1%
Domestic Abuse VWI	892	924	3.6%	Domestic Abuse VWI	23956	23775	-0.8%
Domestic Abuse Incidents	5928	5742	-3.1%	Domestic Abuse Incidents	146689	141323	-3.7%
Serious Youth Violence	341	402	17.9%	Serious Youth Violence	7573	8150	7.6%
Knife Crime	448	627	40.0%	Knife Crime	12885	14899	15.6%
Knife Possession Offences	163	163	0.0%	Knife Possession Offences	4686	5351	14.2%
Knife Crime with Injury Offences	157	204	29.9%	Knife Crime with Injury Offences	4655	4686	0.7%
Knife Crime Injury Under 24	86	110	27.9%	Knife Crime Injury Under 24	2228	2209	-0.9%
Gun Crime Offences	111	125	12.6%	Gun Crime Offences	2607	2532	-2.9%
Gun Crime Lethal Barrel Only	18	18	0.0%	Gun Crime Lethal Barrel Only	323	411	27.2%
Gun Crime Robbery	20	37	85.0%	Gun Crime Robbery	553	645	16.6%
Sexual Offences	572	676	18.2%	Sexual Offences	18211	20285	11.4%
Rape Offences	221	274	24.0%	Rape Offences	6785	8000	17.9%
Hate Crime	492	463	-5.9%	Hate Crime	20549	19513	-5.0%
ASB Calls	9358	9117	-2.6%	ASB Calls	276158	245356	-11.2%
TNO	23898	26442	10.6%	TNO	788968	829180	5.1%

Keeping young people safe and reducing their risks from crime

- **Serious Youth Violence**

There have been 402 Serious Youth Violence offences to the year ending 11th June 2018, compared to 341 the previous year, an increase of 17.9% (n=61). During the same period, London has experienced a smaller increase of 7.6% (n=613), recording 8150 offences, compared to 7537 offences in the previous year. Serious Youth Violence accounts for 25% of all Non- Domestic Violence with Injury offences in Enfield.

In the borough of Enfield, young people aged under 24 years old represent 33.6% (n=111,574) of the population and Enfield has the 3rd largest youth population in London (ONS Midyear estimate 2016). Enfield recorded a rate of 3.5 offences of Serious Youth Violence per 1000 population under 24 years old.

Of the 32 London boroughs, Enfield is currently 3rd for Serious Youth Violence offences in the year ending 11th June 2018, compared to 5th the previous year. Of the top 5 boroughs for Serious Youth Violence, Lambeth and Enfield are the only boroughs that have experienced an increase in the last year, the other three boroughs Croydon, Southwark and Newham all experienced a decrease.

Table 2: Shows all London performance for Serious Youth Violence and the percentage changes.

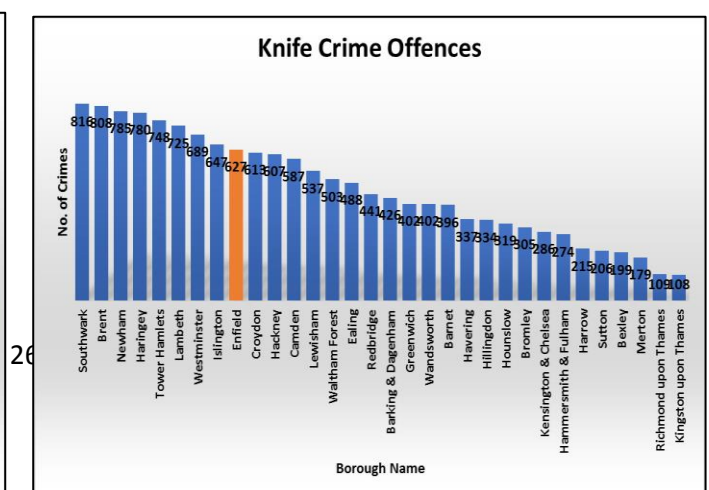
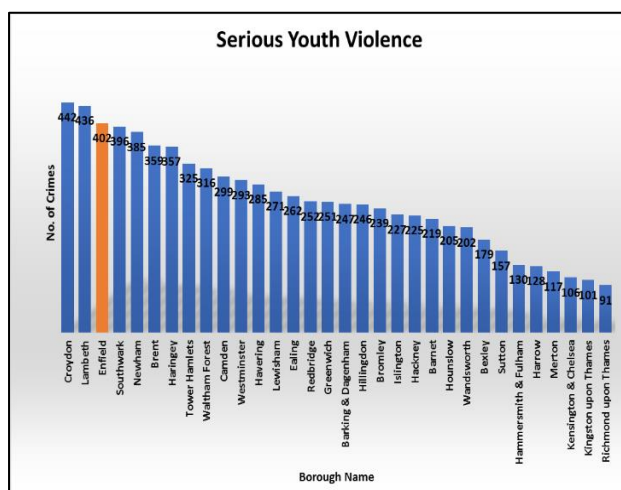
Borough Name	Serious Youth Violence (12th June 16 - 11th June 17)	Serious Youth Violence to (12th June 17 - 11th June 18)	% Change	2017/18 Position
Croydon	478	442	-7.5%	1
Lambeth	353	436	23.5%	2
Enfield	341	402	17.9%	3
Southwark	440	396	-10.0%	4
Newham	441	385	-12.7%	5
Brent	285	359	26.0%	6
Haringey	315	357	13.3%	7
Tower Hamlets	305	325	6.6%	8
Waltham Forest	242	316	30.6%	9
Camden	203	299	47.3%	10
Westminster	267	293	9.7%	11
Havering	217	285	31.3%	12
Lewisham	295	271	-8.1%	13
Ealing	240	262	9.2%	14
Redbridge	240	252	5.0%	15
Greenwich	254	251	-1.2%	16
Barking & Dagenham	218	247	13.3%	17
Hillingdon	230	246	7.0%	18
Bromley	256	239	-6.6%	19
Islington	225	227	0.9%	20
Hackney	239	225	-5.9%	21
Barnet	201	219	9.0%	22
Hounslow	183	205	12.0%	23
Wandsworth	174	202	16.1%	24
Bexley	160	179	11.9%	25
Sutton	113	157	38.9%	26
Hammersmith & Fulham	126	130	3.2%	27
Harrow	152	128	-15.8%	28
Merton	101	117	15.8%	29
Kensington & Chelsea	110	106	-3.6%	30
Kingston upon Thames	84	101	20.2%	31
Richmond upon Thames	85	91	7.1%	32
Totals	7573	8150	7.6%	

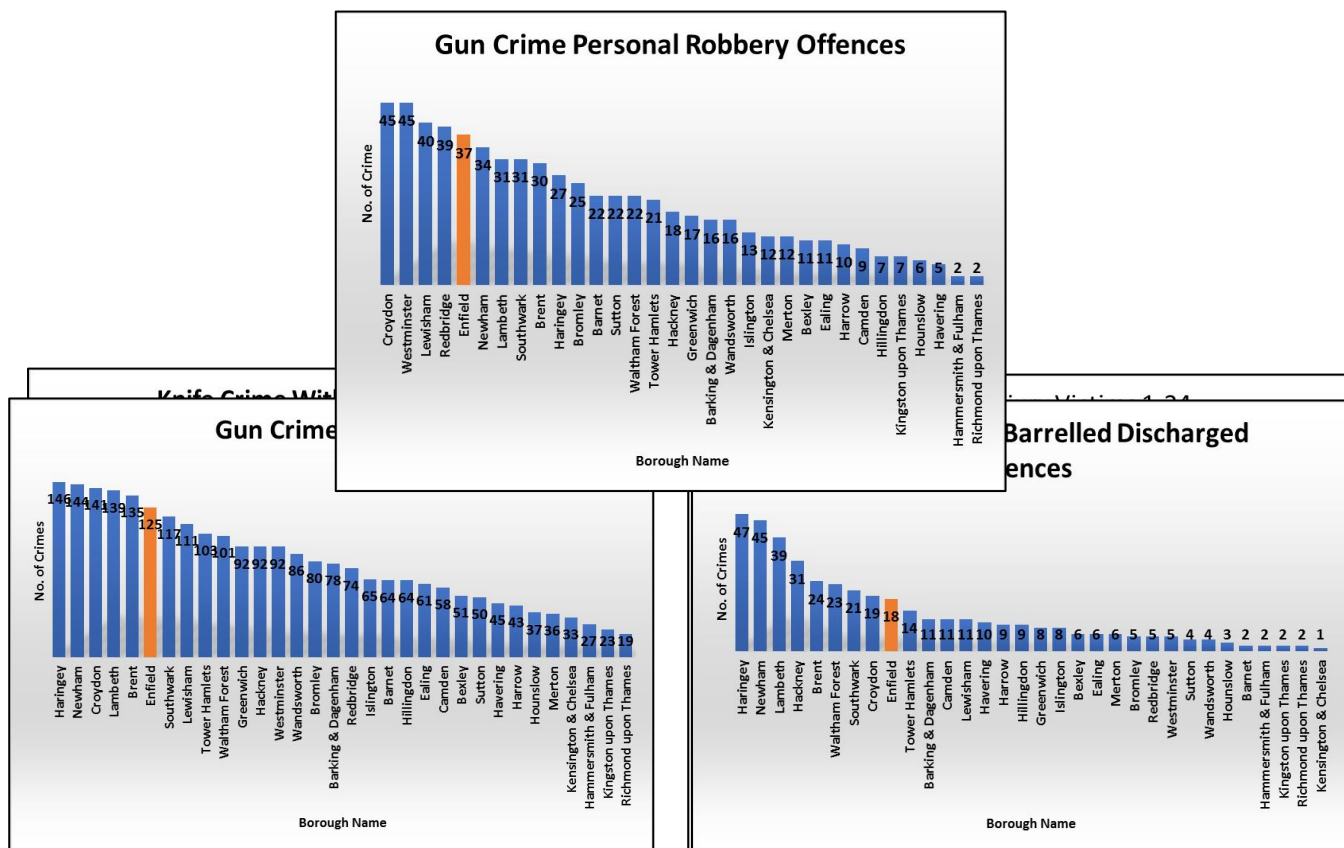
Table 3: The below table shows the percentage change for Enfield and London for Serious Youth Violence and all other Gang related offences.

Enfield: Key Related Gang Offences					
Offence	12 Months to 11th June 2017	12 Months to 11th June 2018	% Change Enfield	% Change London	Enfields Position in London
Serious Youth Violence	341	402	17.9%	7.6%	3rd
Knife Crime Offences	448	627	40.0%	15.6%	9th
Knife Crime With Injury Offences	157	204	29.9%	0.7%	Joint 6th with Haringey
Knife Crime With Injury Victims under 24	86	110	27.9%	0.9%	4th
Gun Crime Offences	111	125	12.6%	-2.9%	6th
Gun Crime Lethal Barrel Only	18	18	0.0%	27.2%	9th
Gun Crime Personal Robbery	20	37	85.0%	16.6%	5th

Knife Crime in Enfield has increased by 40% (n=179) in the year ending 11th June 2018, compared to the previous year. London has experienced a smaller increase in Knife Crime of 15.6% (n=2014). The proportion of Knife Crime with Injury Victims under 24 has decreased slightly in the year to 11th June 2018, accounting for 54% (n=110) of all Knife Crime Injuries in Enfield, compared to 55% (n=86) the previous year.

Graphs 1-7: The below graphs show Enfield's position out of the 32 London boroughs for gang related offences.





Gun Crime in Enfield has increased by 12.6% (n=14) in the year to 11th June 2018, compared to the previous year. In London, there was a small decrease of 2.9% in Gun offences in the same period.

Reducing Burglary and Keeping People Safe in the Home

- Residential Burglary**

There were 2329 Residential Burglaries in Enfield in the year ending 11th June 2018, compared to 1846 in the previous year, an increase of 26.2%. In London, there was a larger increase of 28% in Residential Burglaries, recording 58778 offences in the year ending 11th June 2018, compared to 45938 offences in the previous year.

Enfield has the 8th highest rate of residential burglaries of the 32 London boroughs, recording 17.9 residential burglaries per 1000 households (GLA Estimate 2017).

Graph 8 & 9: The below graphs show the Residential Burglary trend for both Enfield and London.



- **MetTrace**

Year three of MetTrace was rolled out in Enfield on the 14/06/2017 in the following wards Bowes, Bush Hill Park, Chase, Cockfosters, Edmonton Green, Highlands, Palmers Green, Ponders End, Southgate, Southgate Green, Upper Edmonton & Winchmore Hill. (These areas have been identified through crime trends from 3 years, 1 year and 1 month ago).

As of 19/06/2018, there have been 4,961 kits distributed since the start of year three and the project aims to distribute a further 4,289 by the end of September 2018.

Since the beginning of the MetTrace project in Enfield 40 months ago, there has been a burglary reduction of 29.4% (563 less burglaries) in our MetTrace areas, the rest of Enfield shows a reduction of 1.6% (82 less burglaries). The time scale for this reduction in burglaries differs from the one shown in table 1.

If we look at data over the past 12 months we see an increase in burglary across London, with Enfield increasing by 9.5% (66 more burglaries) in MetTrace areas, and 32.2% (365 more burglaries) in non-MetTrace areas. As you can see the increase is significantly lower in our targeted areas.

Tackling Violent Crime in all its forms.

- **Violence Against the Person**

There have been 7986 Violence Against the Person offences in Enfield in the year ending 11th June 2018, compared to 7492 offences the previous year, an increase of 6.6%. In London, there was a greater increase in the same period, recording 252820 offences, compared to 240472 offences in the previous year an increase of 5.1%.

There have been 1624 Non-Domestic Violence Against the Person offences in Enfield in the year ending 11th June 2018, compared to 1562 offences in the previous year, an increase of 4%. In London, there was a smaller increase of 2.1% in the same period, recording 53343 offences, compared to 52259 offences in the previous year.

Knife Possession offences in the year ending 11th June 2018 have remained the same recording 163 offences in both 2017/18 and 2016/17. The month of May in both years recorded the highest number of Knife Possession offences, May 2017 (n=26) and May 2018 (n=24). In London, there was a smaller increase in the same period, recording 5351 offences, compared to 4686 offences an increase of 14.2%.

- **Violence Against Women and Girls (VAWG)**

There were 5742 Domestic Abuse Incidents in Enfield in the year ending 11th June 2018, compared to 5928 offences in the previous year, a decrease of 3.1%. In London, there was a slightly larger decrease of -3.7% (n=5366) in the same period, compared to the previous year.

Violence with Injury offences which were domestic related have increased by 3.6% in Enfield, recording 924 offences in the year ending 11th June 2018, compared to 892 offences in the previous year. In London, there was a slight decrease in the same period of 0.8% (n=181) in the same period.

Reports of Sexual Offences in Enfield have experienced an increase of 18.2% (n=104), recording 676 offences in the year ending 11th June 2018, compared to 572 offences in the previous year. In London, there was a smaller increase of 11.4% in the same period.

Rape offences reported in Enfield have experienced an increase of 24% (n=53), recording 274 offences in the year ending 11th June 2018, compared to 221 the previous year. In London, there was an increase in the same period of 17.9%.

In the 12 months to the 31st May 2018, 456 cases have been discussed at MARAC which represents a 4.8% (n=23) fall in the number of referrals, compared to 479 cases the previous year. Of those referrals 18% (n=82) were repeat referrals, declining from 22% (n=103) in the previous 12-month period (i.e. 1st June 2016 to 31st May 2017.)

- **Hate Crime**

There were 463 Hate crime offences recorded in Enfield in the year ending 11th June 2018, compared to 492 the previous year, a decrease of 5.9%. In London, there was decrease of 5% in the same period.

Table 8: The table below displays the 5 main strains of Hate Crime and the percentage change in Enfield and London.

Hate Crime Strand	Enfield 12 Months to 11th June 2017	Enfield 12 Months to 11th June 2018	%Change	London 12 Months to 11th June 2017	London 12 Months to 11th June 2018	%Change
Racist and Religious Hate Crime	441	415	-5.9%	17660	16727	-5.3%
Homophobic Hate Crime	34	36	5.9%	2068	2166	4.7%
Disability Hate Crime	14	10	-28.6%	610	449	-26.4%
Transgender Hate Crime	3	2	-33.3%	211	171	-19.0%
Total	492	463	-5.9%	20549	19513	-5.0%

- **Anti-Social Behaviour Calls**

There have been 9117 Anti-Social Behaviour calls recorded in Enfield in the year ending 11th June 2018, compared to 9358 calls the previous year, a decrease of 2.6%. In London, there has also been a decrease of 11.2% in the same period, recording 245356 calls, compared to 276158 calls in the same period.

Table 9: The table below displays the number of Anti-Social Behaviour calls to Police by Category in Enfield.

Anti Social Behaviour Category	ASB Calls 16/17	ASB Calls 17/18	% Change
Animal Problems	36	29	-19.4%
ASB Environmental	8	8	0.0%
ASB Nuisance	16	12	-25.0%
ASB Personal	13	13	0.0%
Begging / Vagrancy	391	331	-15.3%
Fireworks	536	293	-45.3%
Littering / Drugs Paraphernalia	70	47	-32.9%
Noise	657	486	-26.0%
Prostitution Related Activity	125	163	30.4%
Rowdy / Nuisance Neighbours	1321	1228	-7.0%
Rowdy Or Inconsiderate Behaviour	3719	4084	9.8%
Street Drinking	20	5	-75.0%
Trespass	273	424	55.3%
Veh Abandoned - Not stolen	227	189	-16.7%
Veh Nuisance / Inappropriate Use	999	780	-21.9%
Total	9358	9117	-2.6%

(The above table has removed ASB calls categorised as Not Mapped, 947 recorded in 2016/17 and 1025 recorded in 2017/18)

This page is intentionally left blank